



**Dr. SHAKUNTALA MISRA NATIONAL REHABILITATION UNIVERSITY**  
Mahaan Road, Lucknow – 226017

---

## **‘STRUCTURED FEEDBACK SYSTEM’**

Feedback Analysis Report

---

Category: **STUDENTS**

**CRITERIA 1.4.** : Structured Feedback for design and review of syllabus – semester wise / year wise is received from – students.

**Collected, Compiled & Prepared by:-**

**FEEDBACK ANALYSIS COMMITTEE,**

Under NAAC EVALUATION COMMITTEE,

Dr. Shakuntala Misra National Rehabilitation University, Lucknow

**- SUMMARY OF FEEDBACK COLLECTION PROCESS -**

**1. URL of Feedback Collection:** - '[CLICK HERE](#)' (DSMNRU Website)

**2. Initiation of Students' Feedback:** 06 February, 2023

**3. Cut-off Date:**

**4. Feedback Analysis Committee Meeting Schedule:**

S. No.	Date	Progress
1.	20.02.2023	Feedback collection timeline extended.
2.	23.02.2023	Entry collection reviewed.
3.	25.02.2023	Submission processed for review.
4.	27.02.2023	Analysis Initiated.
5.	02.03.2023	Report Compiled
6.	04.03.2023	Report Published

**5. Feedback Proforma Approval Status:**

Feedback proforma for the collection of feedback for review and design of syllabus to be collected from students, faculty, parents and alumni was approved by 'Hon'ble Academic Council' of the university in its 25<sup>th</sup> Meeting held on 28<sup>th</sup> July, 2022.

**6. Composition of Feedback Analysis Committee:**

- I. Prof. (Dr.) Shephali Yadav, Chairperson, NAAC Evaluation Committee-DSMNRU
- II. Mr. Shail Shakya, Convening Member-NAAC Committee & Coordinator- Criteria 01
- III. Mr. Alok Raj Gupta, Senior Assistant, NAAC Evaluation Committee

**7. Analysis Report Publication Date & URL:**

Date: 04.03.2023

URL: 'CLICK HERE'

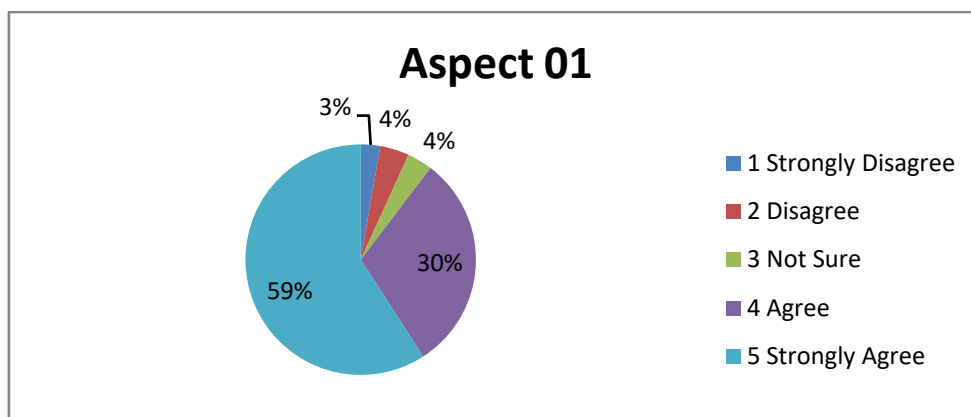
### **ASPECT 01:**

Syllabus offered by the course is challenging.

पाठ्यक्रम विवरण चुनौतीपूर्ण है।

---

Analysis of Entries Received –



S. No.	Category	Data (in %)
1.	Strongly Disagree	2.7
2.	Disagree	4.1
3.	Not Sure	3.5
4.	Agree	30.5
<b>5.</b>	<b>Strongly Agree</b>	<b>59.1</b>

---

### **Analysis Findings:**

*On analysis, it is found that 'majority' of the students are 'HIGHLY SATISFIED – 59.1%' from the courses prescribed in all the programs.*

### **Final Result:**

*Strongly Agree – 59.1%*

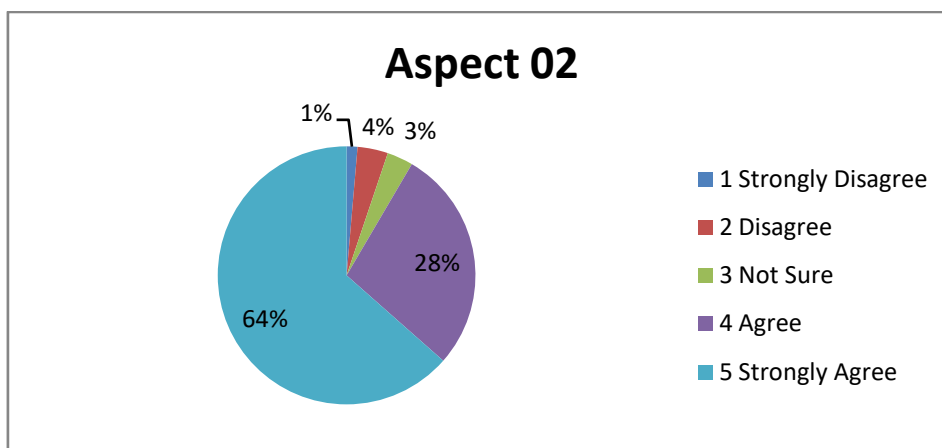
## **ASPECT 02:**

Syllabus offered by the course is interesting.

पाठ्यक्रम में निहित संरचना रूचिकर है।

---

Analysis of Entries Received –



S. No.	Category	Data (in %)
1.	Strongly Disagree	1.4
2.	Disagree	3.8
3.	Not Sure	3.3
4.	Agree	28.1
<b>5.</b>	<b>Strongly Agree</b>	<b>63.5</b>

---

### **Analysis Findings:**

*On analysis, it is found that 'majority' of the students are 'HIGHLY SATISFIED – 63.5%' from the syllabi prescribed in all the programs.*

### **Final Result:**

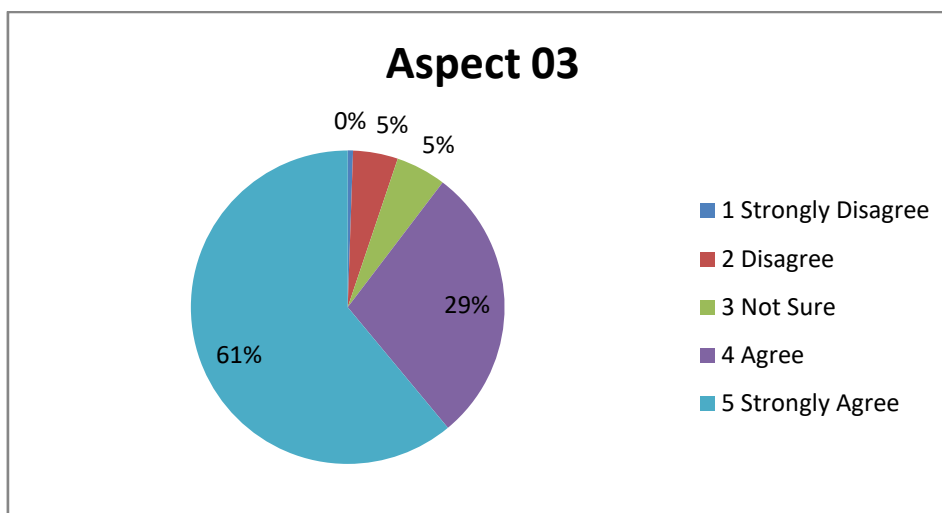
**Strongly Agree – 63.5%**

### **ASPECT 03:**

Sequence of the course is appropriate in the syllabus.

विवरणिका में पाठ्यक्रम की संरचना का क्रम उपयुक्त है।

#### Analysis of Entries Received –



S. No.	Category	Data (in %)
1.	Strongly Disagree	0.5
2.	Disagree	4.6
3.	Not Sure	5.2
4.	Agree	28.6
<b>5.</b>	<b>Strongly Agree</b>	<b>61.0</b>

#### **Analysis Findings:**

*On analysis, it is found that 'majority' of the students are 'HIGHLY SATISFIED – 61%' from the sequence of the courses prescribed in all the programs.*

#### **Final Result:**

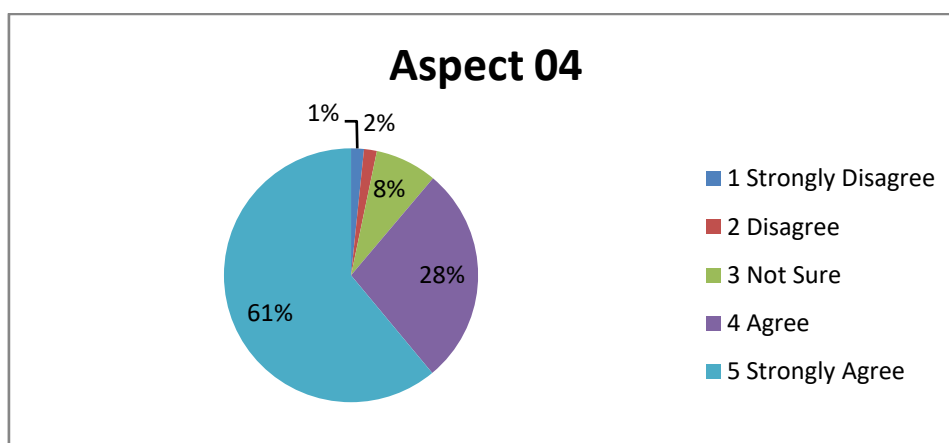
**Strongly Agree – 61%**

#### **ASPECT 04:**

Curriculum is relevant to cater to the needs of Industry / Society.

पाठ्यक्रम उद्योग / समाज की आवश्यकताओं को पूरा करने से संगत है।

#### Analysis of Entries Received -



S. No.	Category	Data (in %)
1.	Strongly Disagree	1.6
2.	Disagree	1.6
3.	Not Sure	7.9
4.	Agree	27.8
<b>5.</b>	<b>Strongly Agree</b>	<b>61.0</b>

#### **Analysis Findings:**

*On analysis, it is found that 'majority' of the students are 'HIGHLY SATISFIED - 61%' from the relevance of courses to industry/society which is prescribed in all the programs.*

#### **Final Result:**

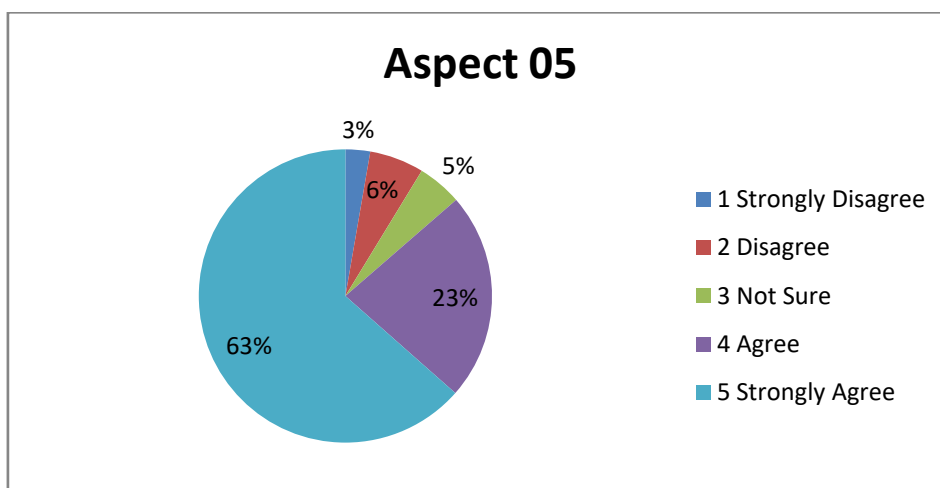
**Strongly Agree - 61%**

### **ASPECT 05:**

Curriculum is relevant from the perspective of employability / skill development / entrepreneurship.

पाठ्यक्रम रोजगारपरक / गुण संरचना / उद्यमियता के दृष्टिकोण से संगत है।

#### Analysis of Entries Received –



S. No.	Category	Data (in %)
1.	Strongly Disagree	2.7
2.	Disagree	6.0
3.	Not Sure	4.9
4.	Agree	22.9
<b>5.</b>	<b>Strongly Agree</b>	<b>63.5</b>

#### **Analysis Findings:**

*On analysis, it is found that 'majority' of the students are 'HIGHLY SATISFIED – 63.5%' from the relevance of courses to employability/entrepreneurship/ skill development which are prescribed in all the programs.*

#### **Final Result:**

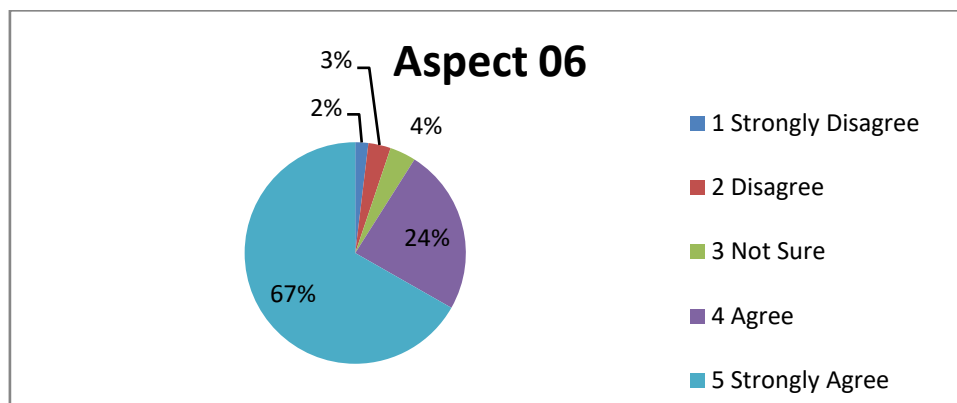
**Strongly Agree – 63.5%**

### **ASPECT 06:**

Objectives and learning outcomes of the program and courses are well defined and clear.

पाठ्यक्रम के उद्देश्य एवं अधिगम के परिणाम परिभाषित एवं स्पष्ट है।

#### Analysis of Entries Received –



S. No.	Category	Data (in %)
1.	Strongly Disagree	1.9
2.	Disagree	3.3
3.	Not Sure	3.8
4.	Agree	24.3
<b>5.</b>	<b>Strongly Agree</b>	<b>66.8</b>

#### **Analysis Findings:**

On analysis, it is found that 'majority' of the students are 'HIGHLY SATISFIED – 66.8%' from the clarity of objectives in the courses prescribed in all the programs.

#### **Final Result:**

Strongly Agree – 66.8%



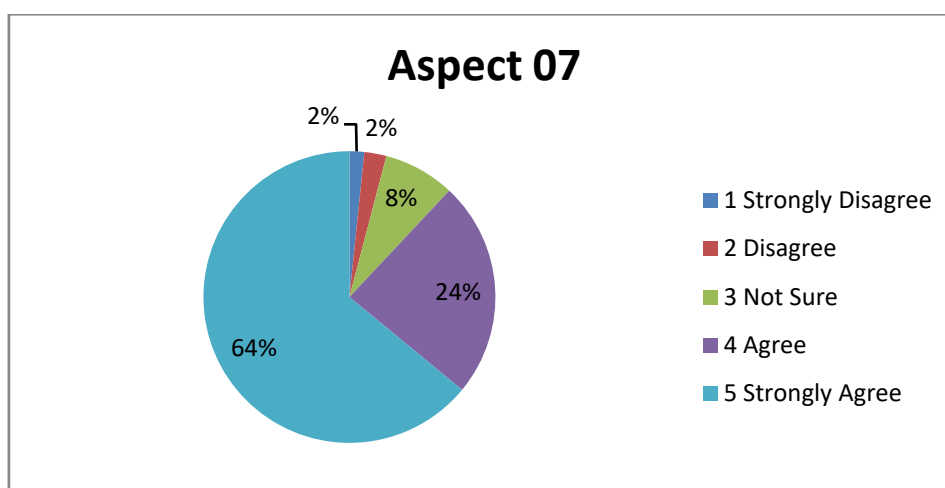
### **ASPECT 07:**

Syllabus provides flexibility in terms of CBCS / Elective Course System.

पाठ्यक्रम CBCS अथवा वैकल्पिक विषय प्रणाली में लचीलापन प्रदान करता है।

---

Analysis of Entries Received –



S. No.	Category	Data (in %)
1.	Strongly Disagree	1.6
2.	Disagree	2.5
3.	Not Sure	7.9
4.	Agree	24.0
<b>5.</b>	<b>Strongly Agree</b>	<b>64.0</b>

---

### **Analysis Findings:**

On analysis, it is found that 'majority' of the students are 'HIGHLY SATISFIED – 64%' from the flexibility in the courses prescribed in all the programs.

### **Final Result:**

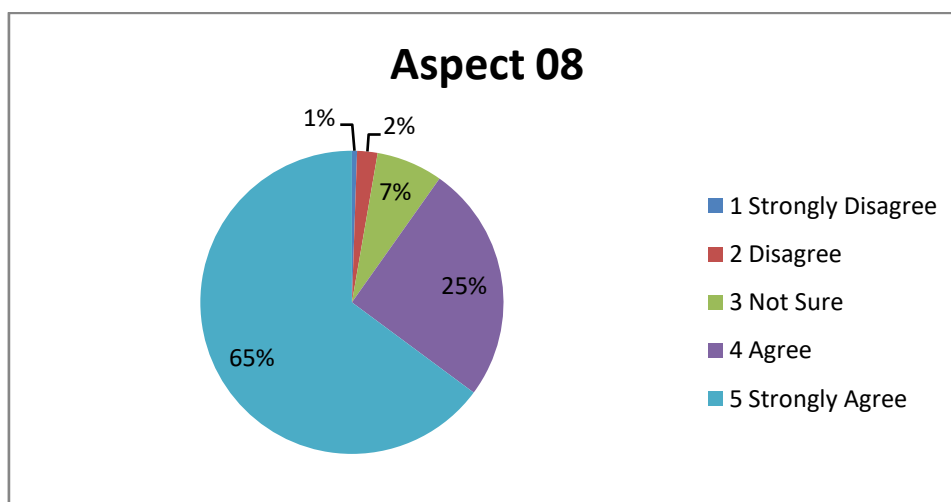
Strongly Agree – 64%

### **ASPECT 08:**

Syllabus deals with cross-cutting issues relevant to gender, environment & sustainability, human value and professional ethics.

पाठ्यक्रम का सन्दर्भ आडी-काट संगत विषयों जैसे-लिंग, पर्यावरण एवं पारिस्थिकी, मानवीय मूल्य तथा व्यवहारिक नीतिशास्त्र से भी है।

#### Analysis of Entries Received -



S. No.	Category	Data (in %)
1.	Strongly Disagree	0.5
2.	Disagree	2.2
3.	Not Sure	7.1
4.	Agree	25.3
<b>5.</b>	<b>Strongly Agree</b>	<b>64.9</b>

#### **Analysis Findings:**

On analysis, it is found that 'majority' of the students are 'HIGHLY SATISFIED - 64.9%' from the interlinked studies in courses prescribed in all the programs.

#### **Final Result:**

Strongly Agree - 64.9%

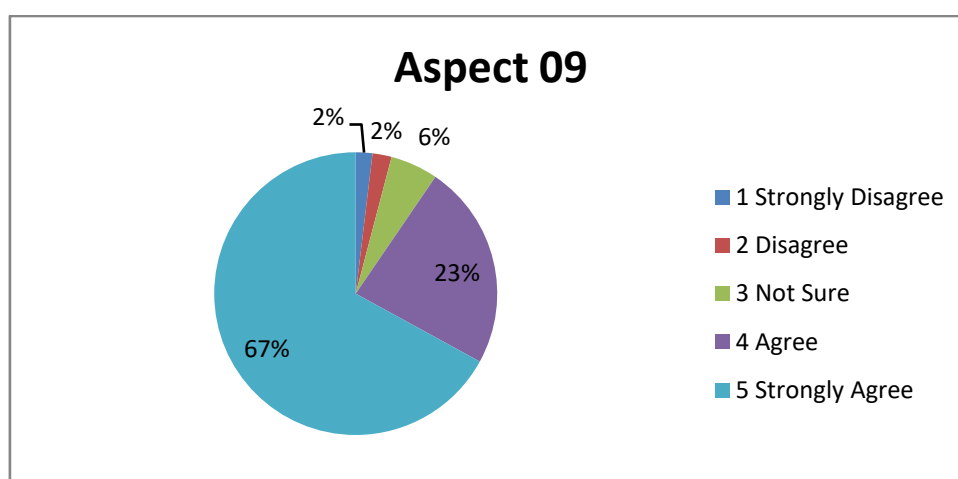
### **ASPECT 09:**

Syllabus makes you sound in theoretical and practical knowledge.

पाठ्यसंरचना आपको सैद्धांतिक एवं व्यावहारिक ज्ञान में निपुण बनाती है।

---

#### Analysis of Entries Received –



S. No.	Category	Data (in %)
1.	Strongly Disagree	1.9
2.	Disagree	2.2
3.	Not Sure	5.4
4.	Agree	23.4
<b>5.</b>	<b>Strongly Agree</b>	<b>67.0</b>

---

#### **Analysis Findings:**

On analysis, it is found that 'majority' of the students are 'HIGHLY SATISFIED – 67%' from the practical utilities of the courses prescribed in all the programs.

#### **Final Result:**

Strongly Agree – 67%

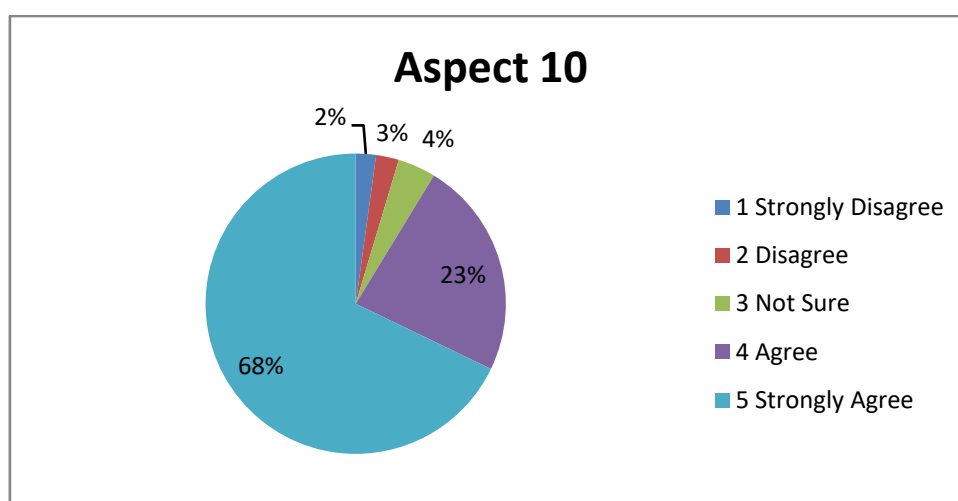
### **ASPECT 10:**

Your knowledge of syllabus has made you good to solve the problems.

पाठ्यक्रम का ज्ञान आपको समस्याओं को सुलझाने हेतु अधिक योग्य बनाता है।

---

#### Analysis of Entries Received –



S. No.	Category	Data (in %)
1.	Strongly Disagree	2.2
2.	Disagree	2.5
3.	Not Sure	4.1
4.	Agree	23.4
<b>5.</b>	<b>Strongly Agree</b>	<b>67.8</b>

---

#### **Analysis Findings:**

*On analysis, it is found that 'majority' of the students are 'HIGHLY SATISFIED – 67.8%' from the problem solving ability from the courses prescribed in all the programs.*

#### **Final Result:**

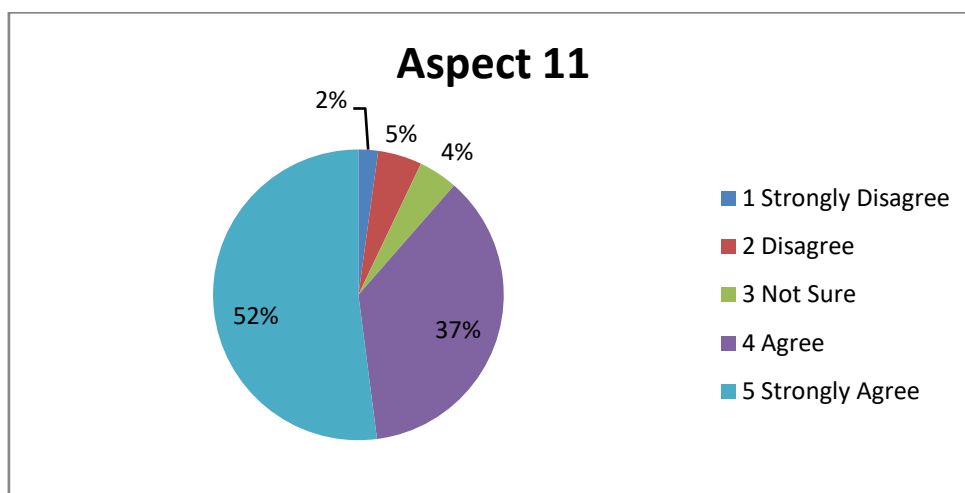
**Strongly Agree – 67.8%**

### **ASPECT 11:**

Syllabus comprises of few 'optional' value added courses (for example on language, development of soft skills etc.).

पाठ्यक्रम में कुछ अतिरिक्त मूल्य के कोर्सों का विकल्प निहित है (जैसे-भाषा, सॉफ्ट स्किल्स का संवर्धन आदि)।

#### Analysis of Entries Received -



S. No.	Category	Data (in %)
1.	Strongly Disagree	2.2
2.	Disagree	4.9
3.	Not Sure	4.4
4.	Agree	36.5
<b>5.</b>	<b>Strongly Agree</b>	<b>52.0</b>

#### **Analysis Findings:**

*On analysis, it is found that 'majority' of the students are 'HIGHLY SATISFIED - 52%' from the value-added courses prescribed in all the programs.*

#### **Final Result:**

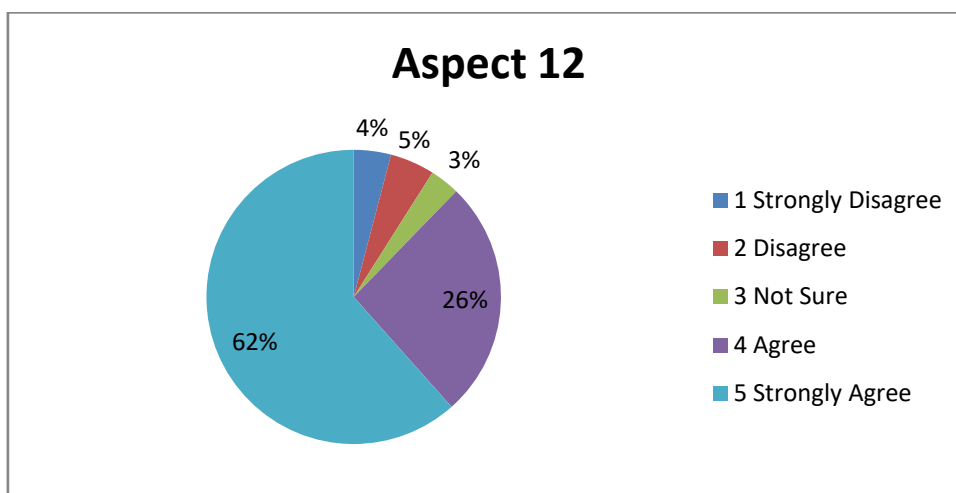
**Strongly Agree - 52%**

### **ASPECT 12:**

Textbooks and reference books mentioned for the course are adequate and you are able to get the prescribed readings.

विषय से सम्बन्धित मूल एवं सम्बन्धित पुस्तकों उपयुक्त हैं तथा आपको अध्ययन सामग्री उपलब्ध हो पाती है।

#### Analysis of Entries Received –



S. No.	Category	Data (in %)
1.	Strongly Disagree	4.1
2.	Disagree	4.9
3.	Not Sure	3.3
4.	Agree	26.2
<b>5.</b>	<b>Strongly Agree</b>	<b>61.6</b>

#### **Analysis Findings:**

*On analysis, it is found that 'majority' of the students are 'HIGHLY SATISFIED – 61.6%' from the textbooks and reference-books in courses prescribed in all the programs.*

#### **Final Result:**

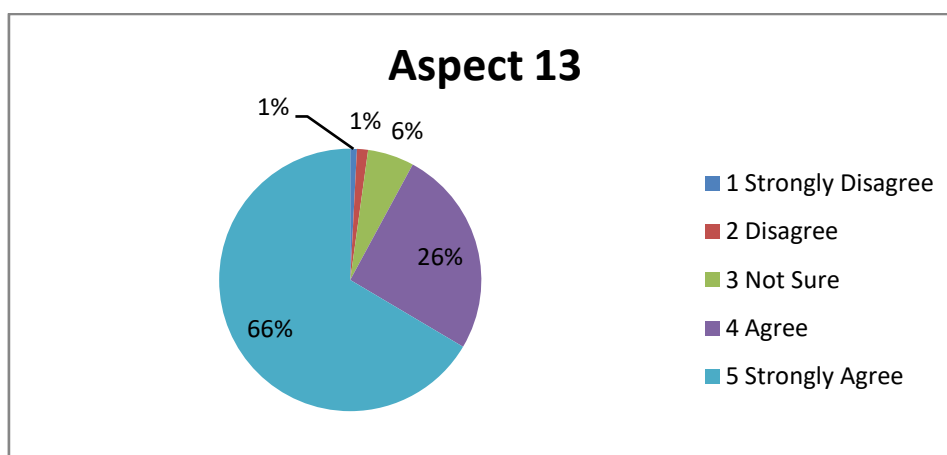
**Strongly Agree – 61.6%**

### **ASPECT 13:**

The course content is also self-learning or extra-learning.

पाठ्यक्रम स्व-अधिगम योग्य अथवा अतिरिक्त अधिगम योग्य भी है।

#### Analysis of Entries Received -



S. No.	Category	Data (in %)
1.	Strongly Disagree	0.8
2.	Disagree	1.4
3.	Not Sure	5.7
4.	Agree	25.6
<b>5.</b>	<b>Strongly Agree</b>	<b>66.5</b>

#### **Analysis Findings:**

*On analysis, it is found that 'majority' of the students are 'HIGHLY SATISFIED - 66.5%' from the self-learning compatibility of the courses prescribed in all the programs.*

#### **Final Result:**

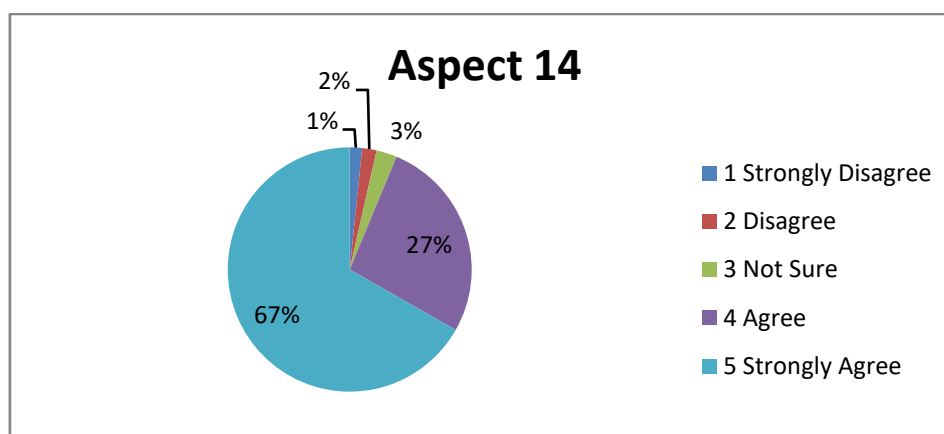
**Strongly Agree - 66.5%**

#### **ASPECT 14:**

The course content is appropriate, easy and essential for the program.

पाठ्यक्रम संरचना उचित, आसान एवं पाठ्यक्रम के लिए आवश्यक है।

#### Analysis of Entries Received –



S. No.	Category	Data (in %)
1.	Strongly Disagree	1.6
2.	Disagree	1.9
3.	Not Sure	2.7
4.	Agree	27.0
<b>5.</b>	<b>Strongly Agree</b>	<b>66.8</b>

#### **Analysis Findings:**

*On analysis, it is found that 'majority' of the students are 'HIGHLY SATISFIED – 66.8%' from the appropriateness of courses prescribed in all the programs.*

#### **Final Result:**

**Strongly Agree – 66.8%**



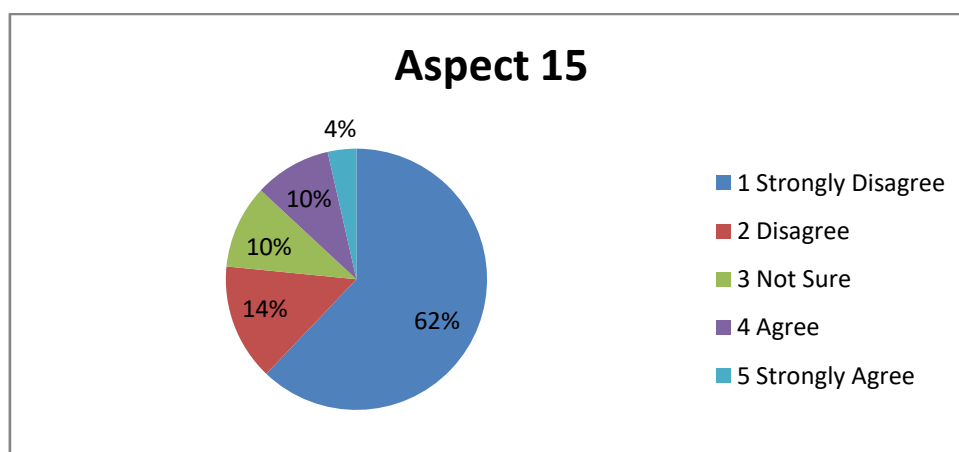
### **ASPECT 15:**

The course content is very difficult and burdensome on the students.

पाठ्यक्रम का विवरण विद्यार्थियों के लिए अत्यंत कठिन एवं कष्टकारक है।

---

#### Analysis of Entries Received –



S. No.	Category	Data (in %)
1.	Strongly Disagree	<b>62.1</b>
2.	Disagree	<b>14.4</b>
3.	Not Sure	<b>10.4</b>
4.	Agree	<b>9.5</b>
<b>5.</b>	<b>Strongly Agree</b>	<b>3.5</b>

---

#### **Analysis Findings:**

*On analysis, it is found that 'majority' of the students are 'HIGHLY DISAGREED TO THE DIFFICULTY IN COURSES – 62.1%' from the courses prescribed in all the programs.*

#### **Final Result:**

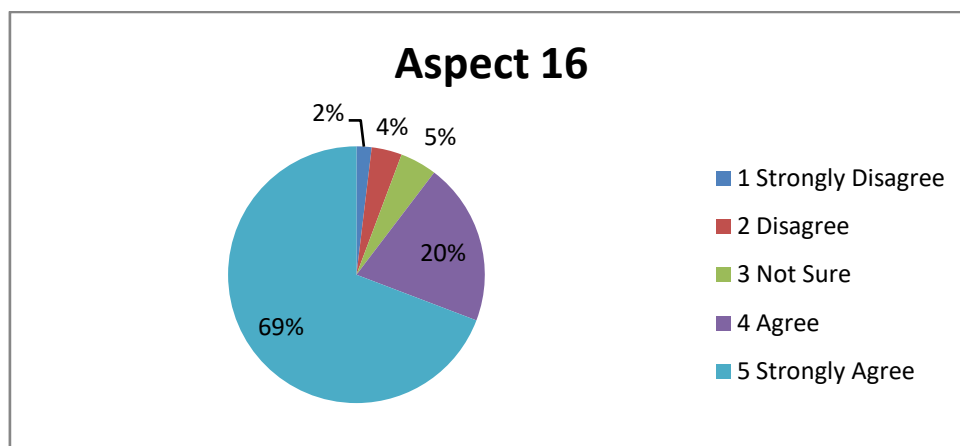
*Strongly Disagree – 62.1%*

### **ASPECT 16:**

The course assignments are discussed and pre-planned.

पाठ्यक्रम हेतु शोधकार्यो पूर्व में चर्चित एवं नियोजित होते हैं।

#### Analysis of Entries Received –



S. No.	Category	Data (in %)
1.	Strongly Disagree	1.9
2.	Disagree	3.8
3.	Not Sure	4.6
4.	Agree	20.4
<b>5.</b>	<b>Strongly Agree</b>	<b>69.2</b>

#### **Analysis Findings:**

*On analysis, it is found that 'majority' of the students are 'HIGHLY SATISFIED – 69.2%' from the planning of courses prescribed in all the programs.*

#### **Final Result:**

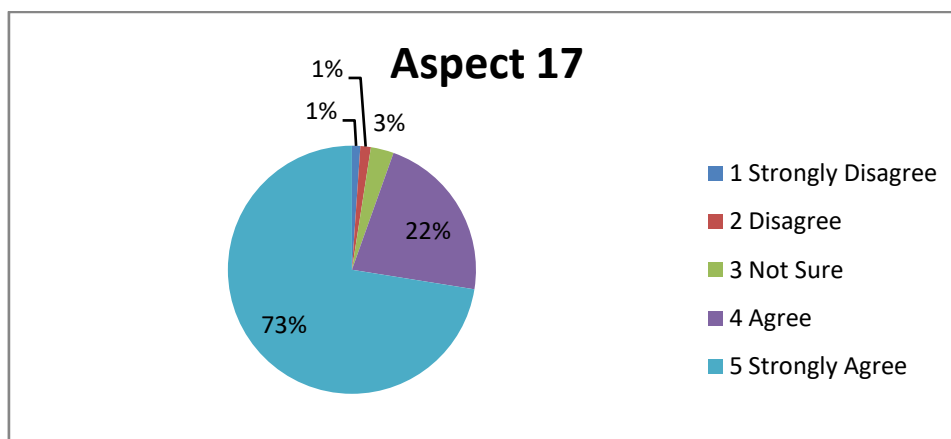
*Strongly Agree – 69.2%*

### **ASPECT 17:**

The exams are in commensurate to the course content.

परीक्षाएं पाठ्यक्रम की संरचना से संदर्भित होती हैं।

#### Analysis of Entries Received –



S. No.	Category	Data (in %)
1.	Strongly Disagree	<b>1.1</b>
2.	Disagree	<b>1.4</b>
3.	Not Sure	<b>3.0</b>
4.	Agree	<b>22.1</b>
<b>5.</b>	<b>Strongly Agree</b>	<b>72.5</b>

#### **Analysis Findings:**

On analysis, it is found that 'majority' of the students are 'HIGHLY SATISFIED – 72.5%' from the course-contents prescribed in all the programs.

#### **Final Result:**

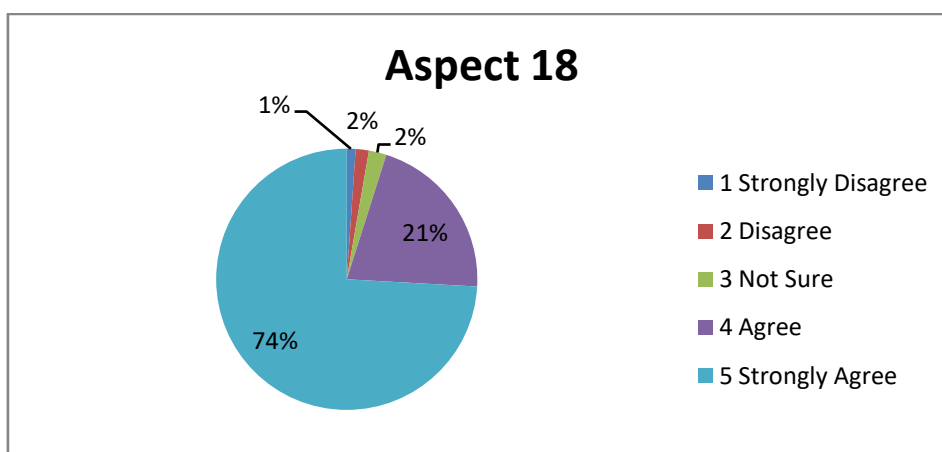
Strongly Agree – 72.5%

### **ASPECT 18:**

The Internal / External exams are fruitful.

आंतरिक एवं संत्रांत परीक्षाएं लाभकारी हैं।

Analysis of Entries Received –



S. No.	Category	Data (in %)
1.	Strongly Disagree	1.1
2.	Disagree	1.6
3.	Not Sure	2.2
4.	Agree	21.0
5.	<b>Strongly Agree</b>	<b>74.1</b>

### **Analysis Findings:**

On analysis, it is found that 'majority' of the students are 'HIGHLY SATISFIED – 74.1%' from the examination pattern of the courses prescribed in all the programs.

### **Final Result:**

Strongly Agree – 74.1%